

Account # 1stSeniorCare  
 Phone \_\_\_\_\_  
 Bill to \_\_\_\_\_

Authorized By: \_\_\_\_\_  
 Fax # \_\_\_\_\_  
 Ship To \_\_\_\_\_

Purchase Order # \_\_\_\_\_  
 Account Contact \_\_\_\_\_  
 Email Address \_\_\_\_\_

Date \_\_\_\_\_  
 Client Name \_\_\_\_\_  
 Client Weight \_\_\_\_\_ (Must be Provided)

**STANDARD FEATURES**


- Heavy duty frame and parts.
- Infinite adjustment 45° posterior tilt and 15° anterior tilt with dual mechlock cylinders (750 lbs. capacity)
- 40° of adjustable recline in 10° increments from 90° - 130°
- 15"-19" seat depth adjustment in 1" increments
- 5.5" x 1.5" casters
- 6" of seat to floor height adjustment in 1" increments
- 7" of push handle height adjustment (maintain floor to handle height)
- 8" of forward to aft wheel base adjustment
- Caregiver Operated Disc Brakes with 12" Rear Wheels No Charge
- Anti-tip Device
- Forward wheel drive (reversing seat frame in base frame)
- Lifetime warranty on base
- 5 year no questions asked warranty on all Gunnell designed products
- 90 day warranty on all padding

E1161  **BASE PRICE** .....\$3,185.00  
 E2201  20" - 22" Adjustable  <sup>4</sup>Fixed Frame


**FRAME OPTIONS**

- STANDARD COLOR** ..... N/C  
 Gloss Black  Green Apple Metallic  Red  Medium Blue
- CUSTOM COLOR** ..... N/C  
 Pink  Dark Maroon  Purple Metallic  Sparkle Orange  
 Glitter Silver  Glitter Blue  Candy Blue  Candy Purple  
 Candy Red  Sparkle Green  Bright Yellow  Silver Vein  
 Black Stardust

**FRAME WIDTH**

- 
- E2202  BT-W2327 23" .....\$400.00  
 E2202  BT-W2327 24" .....\$400.00  
 E2202  BT-W2327 25" .....\$400.00  
 E2202  BT-W2327 26" .....\$400.00  
 E2202  BT-W2327 27" .....\$400.00

**SEAT DEPTH** .....N/C

- 
- 15"  16"  17"  18"  19"
- E2203  BT-D2021 20" .....\$300.00  
 E2203  BT-D2021 21" .....\$300.00  
 E2204  BT-D2223 22" .....\$400.00  
 E2204  BT-D2223 23" .....\$400.00

**SEAT PAN** .....N/C

<sup>7</sup>Transport Package.....N/C

**BACKRESTS OPTIONS**

- BACK CANE HEIGHT** .....N/C  
 (Cane Height is measured from the top of the Seat Rail)  
 21"  22"  23"  24"  25"  26"  27"

BT-AASH Adjustable Height & Angle Stroller Handle.....\$245.00

**RECLINE TYPE**

E1226  BT-75R Dynamic Recline 90° - 180°.....\$845.00  
 BT-SR Static Recline 90° - 130° (Select Angle Below).....N/C

**RECLINE ANGLE POSITION**.....N/C

- 
- 90°  100°  110°  120°  130°

**CASTER OPTIONS**

- <sup>1</sup>BT-515X15 5 1/2" X 1 1/2" Composite Casters.....N/C  
 E2214  BT-6X2SPN 6" X 2" Semi-pneumatic Casters.....\$65.00  
 E2214  BT-8X2SPN 8" X 2" Semi-pneumatic Casters.....\$65.00  
 BT-FL Shock Absorbing Casters.....\$900.00

**BRAKES**

- <sup>1</sup>BT-WL Wheel Locks.....N/C  
 E0961  BT-574 Wheel Lock Extension Handle.....\$42.00/each  
 Disc Brakes (Caregiver Operated Disc Brakes)  
 BT-DB12 Disc Brakes with 12" Rear Wheels.....N/C  
 BT-DB20 Disc Brakes with 20" Rear Wheels...(May Limit Posterior Tilt).....\$295.00  
 BT-DB24 Disc Brakes with 24" Rear Wheels...(May Limit Posterior Tilt).....\$295.00  
 BT-DBV Client Operated Variable Speed Control Lever.....\$375.00

**WHEEL OPTIONS**

- AXLES**  
 BT-SA Standard Axles.....N/C  
 BT-QRA <sup>2</sup>Quick Release Axles (Wheel Locks only).....\$75.00
- WHEELS**  
 BT-FWD Reverse Wheel Drive (Rear Wheels in Front).....N/C  
 BT-12 12" Rear Pneumatic Wheels.....N/C  
 BT-20 20" Rear Urethane Wheels.....N/C  
 BT-24 24" Rear Urethane Wheels.....N/C  
 E2211  BT-PN Pneumatic Tire.....\$65.00  
 E2213  BT-FF Pneumatic Flat Free.....\$125.00

**WHEEL POSITION** .....N/C

- Forward  Middle  Back

**SEAT TO FLOOR HEIGHT**.....N/C

(13" & 14" Seat Rail Heights Adjustable From 13"-15")  
 14"  15"  16"  17"  18"  19"



**Seat to Floor Height Ranges**

	Front Casters	5 1/2 x 1 1/2 (BT-515X115)	6 x 2 (BT-6X2PN OR BT-6X2SPN)	8 x 2 (BT-8X2PN OR BT-8X2SPN)
Rear Wheels	12" Wheels (BT-12)	13" - 19"	15" - 19"	15" - 19"
	20" Wheels (BT-20)	13" - 19"	15" - 19"	15" - 19"
	24" Wheels (BT-24)	15" - 19"	15" - 19"	15" - 19"

**Special Note:** Widened Wheel Base with Armrests off Uprights on 24" Rear Tires  
 13" & 14" Heights Must Choose Armrests off Uprights  
 24" Wheels mounted in the reverse wheel configuration will limit posterior tilt in space  
**Custom Heights are Available Please Ask!**

**Remember!**  
**We are a Custom Company**  
**If you don't see it**  
**Please Ask!**

NOTE: HCPCS Codes provided were determined by SADMERC and/or interpretations of the codes. Proper use of codes does not ensure coverage or payment. Please contact a Medicare professional for further assistance

**ARMREST OPTIONS**

- E0973  <sup>1</sup>BT-705 T-Arms Full Length Height Adjustable .....N/C
- E0973  BT-727 T-Arms Desk Length Height Adjustable.....N/C
- E0973  BT-DPA Up charge for Dual Post Option .....\$195.00
- E0973  BT-735 Flip up Arms off Uprights, height & depth adjustable
  - Full Length.....\$195.00/Pair
  - Desk Length.....\$195.00/Pair
- E0973  BT-745 Angle Adjustable Flip up Arms off Uprights, Height and Depth Adjustable
  - Full Length.....\$225.00/Pair
  - Desk Length.....\$225.00/Pair
- E0973  <sup>6</sup>BT-755 Dynamic Cantilever Armrests.....\$225.00/Pair
  - BT-DPP Durable Plastic Pads.....\$33.00
  - BT-441 Gel Pads (pair).....\$120.00

√ ARMREST HEIGHT OFF SEAT RAIL 8"-16".....N/C

**FOOTREST OPTIONS**

- K0052  BT-60 60° Swing Away Lift Off Leg rests.....N/C
- K0052  BT-70 70° Swing Away Lift Off Leg rests.....N/C
- K0052  BT-90 90° Swing Away Lift Off Leg rests.....N/C
- E0990  BT-LSEL Low-shear Elevating Swing Away Lift Off Leg rests.....\$295.00/Pair
- E0990  BT-BLC Bi-Lateral Contracture Footrest.....\$150.00/each
- E0970  BT-AASF Angle Adjustable Single Footplate.....\$120.00
- K0040  BT-AAF Ankle adjustable footplate.....\$85.00/each
- E0995  BT-CP Calf Pad.....\$60.00/each
- BT-PF Padded Foot box.....\$295.00
- K0038  BT-440 Ankle Hugger.....\$60.00/each

√ FOOTREST LEGDROP.....N/C

(Keep Approx. Thickness of Seat Cushion in Mind)

- 11"-17"
- 16"-22"

**ADDITIONAL OPTIONS**

- BT-SG Skirt Guards...(Must choose dual post arms option).....\$120.00
- <sup>4</sup>BT-LT Lateral Tilt.....\$2,500.00
- <sup>3</sup>BT-OAD20 One Arm Drive 20" Wheel (choose)  Left  Right.....\$1,500.00
- <sup>3</sup>BT-OAD24 One Arm Drive 24" Wheel (choose)  Left  Right.....\$2,500.00
- BT-AG Ambulation...(padded front base frame cross bar).....\$130.00
- BT-FSB Fold Seat to Back Mechanism.....\$40.00
- BT-IVS IV Pole & Holder.....\$200.00
- BT-BB Battery Box.....\$95.00 (Specify Dimensions) Length \_\_\_" Width \_\_\_" Height \_\_\_"
- E1029  BT-VENT Vent Tray.....\$295.00 (Specify Dimensions) Length \_\_\_" Width \_\_\_" Height \_\_\_"
- E0978  BT-652 2" Positioning Seat Belt.....\$85.00
- BT-337 Positioning Belt Pad, Black.....\$29.00

**POWER OPTIONS**

- BT-PA Power Actuation.....QUOTE
- E1002  Tilt in Space
  - Lateral Tilt
- E1003  Recline
- BT-BAT Extra Battery for Power Actuation.....\$399.00

**SEATING & POSITIONING**

Please refer to our "SEATING & POSITIONING" order form

NOTE: HCPCS Codes provided were determined by SADMERC and/or interpretations of the codes. Proper use of codes does not ensure coverage or payment. Please contact a Medicare professional for further assistance

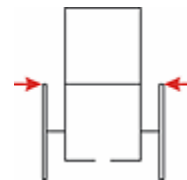
**ALL BACKS AND HARDWARE**

- Aluminum Shell
  - Lightweight
- Contoured Back for Increased Contact & Support
- Designed by an Active User
- Midline Support with Increased Stability
- And MORE!

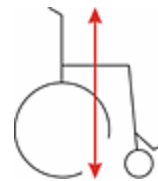
**Gunnell Mobility Bear FREE**



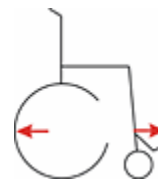
Approx. Weight 50 lbs/Shipping Weight 75 lbs



Overall Width add 3.5" without handrims and 6.0" with handrims



Overall Height add Seat to Floor Height and Back Cane Height Together



Overall Length Range 22" – 42" Depending on Caster and Wheel Selection add 3.5" Extra for Anti-tips

**FOOTNOTES**

- 1: Gunnell will select factory settings if no setting is made
- 2: Quick release axles require selection of wheel locks. Price accordingly above.
- 3: One Arm Drive will increase delivery time by up to six weeks. Also must choose Flip-Up Armrests off Uprights & RT-FWD
- 4: Lateral Tilt Option must Select Fixed Frame
- 5: Allow a few extra days for powder coating time
- 6: Dynamic Armrests are recommended with Dynamic Recline Option.
- 7: RT-TP includes four Transportation Loops & Wheelchair Anchored Pelvic Belt.