

Challenger PP™ 5500

Front Drive Powerchair

SEAT WIDTH AVAILABLE IN: 18" SPORTS SEAT
UPHOLSTERY AVAILABLE IN: BLACK, GRAY
FRAME COLOR MID-NIGHT Blue or Burgundy Red
To Order Call 1stSeniorCare 866-822-7348



ASSEMBLED IN USA



This stylish motorized chair is the perfect match for someone with a active lifestyle. The state of art power-system with a programmable controller requires minimum maintenance. Premium high-tech direct drive motors provide smooth ride and low electricity consumption. It's front wheel design delivers an extremely maneuverable and stable ride. It's tight turning radius and 25" width allow access to confined quarters.

Tuffcare®
HIGHER STANDARD FOR HEALTH CARE™

Challenger PP™ 5500

Front Drive Powerchair

SEAT WIDTH AVAILABLE IN: 18" SPORTS SEAT
UPHOLSTERY AVAILABLE IN: BLACK, GRAY
FRAME COLOR AVAILABLE IN: MID-NIGHT
BLUE OR BURGUNDY RED










STANDARD FEATURES

- * One piece polyester coated power base
- * High back sport seat with headrest, swing back arms adjust to accommodate widths from 19" to 26"
- * 14" x 3" cast aluminum front wheel with pneumatic tire, puncture resist tube
- * 8" x 2" cast aluminum rear caster wheel with air foam tire
- * Front anti-tipper with 5" tipper wheels and front one piece footplate
- * Integrated programmable controller with direct drive right angle gear motor
- * Built in fast charging 3 amp automatic charger
- * Weight limit: 250 lbs

OPTIONAL ACCESSORIES


- * I.V. rod attachment
- * Rear mount shopping basket
- * Direct battery charge harness
- * External fast charging 10Amp charger
- * Oxygen tank holder
- * Wheelchair tray
- * Programmer for controller

SPECIFICATIONS

MODEL	SEAT			BACK	FRONT RIGGINGS	OVERALL				WEIGHT (w/o Front Riggings)	
											
5500	18"	20" - 22"	16"	18"	17" - 19"	25"	34" - 45"	43"	31"	104 lbs.	
5510		JET BLACK SEAT W/ MID-NIGHT BLUE				5520		SLATE GRAY SEAT W/BURGUNDY RED			

PERFORMANCE

MAXIMUM SPEED	WITH MAX. WEIGHT	4.8MPH
DISTANCE WITH CHARGE	VARIOUS WITH WEIGHT	25 MILES
TURNING RADIUS	WITH FOOTRESTS	19 1/2"
CONTROLLER	INTEGRA JOYSTICK	50 AMP MAX
BATTERY(NOT INCLUDED)	DEEP CYCLE	2 EACH, U-1
CHARGER	ON BOARD	3 AMP, 24 VOLT
MOTOR RATING	WITHOUT LOAD	2 EACH, 1/2 HP
INCLINE	WITH MAXIMUM WEIGHT	12%



Front wheel drive designed with a tight turning radius for easy indoor maneuvering.



Individually cased batteries prevent the danger of damage plus seals in radio wave that can cause electronic malfunction.



Built in battery charger eliminate the trouble of carrying a separate charging unit.